



SOLEVO

High performance modular toplight solution for conventional glas greenhouses



SOLEVO 2



SOLEVO 1



Farm



Indoor



Suspended

5 YEARS warranty



Benefits

- Modular horticulture lighting solution with 3 versions, from 350W up to 1040W.
- For 1:1 replacement of HPS luminaires.
- High efficacy up to 4.0 μmol J-1.
- Internal LED driver with DALI and 0-10V control for easy installation.
- Multichannel tailored LED spectrum available for specific plant species.

Characteristics

IP 66 | IK 03 | Frequency 0-50/60Hz | Rated voltage 220-240V | NON-SELV |

Mechanical characteristics

Housing	Anodized aluminium, silver white
Diffuser	UV-resistant PC, transparent finish High temperature and chemical resistant
Gasket	High temperature and UV-resistant
Cable entry	Wieland RST20i5 connector
Fixing bracket	Stainless steel (anti-corrosion) fixing for C-profile
Suspension triangles	Stainless steel

Functional characteristics

Lifetime	L90 70,000 hours at 25°C
Fire protection	Flammability (UL94): V2 Glow wire test (EN 60695-2-11): 850°

Compliance **REACH RoHS**

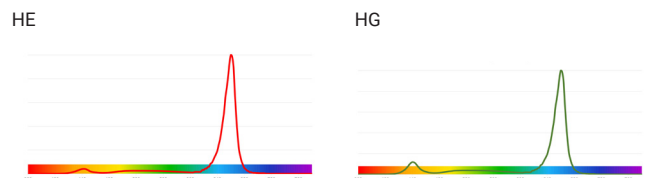
Electrical characteristics

Connection	2x3 poles (L/N/PE or L1/L2/PE and DIM+/DIM-/NA)
THD	< 10% full load
Power factor	> 0.97 full load
Flicker factor	< 1%

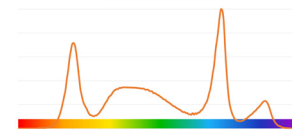
Photometrical characteristics

SDCM	< 3
Photobiological risk	0

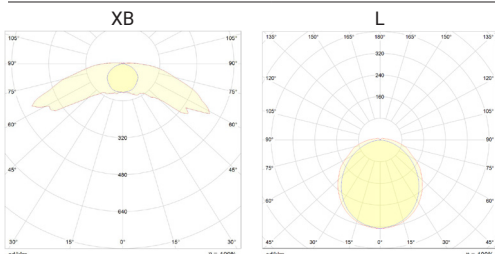
Photometrical characteristics



HQ-34



Other spectra upon request.



Data subject to change.

SOLEVO

Description

FAMILY	MODULES	OPTICS	RATED PHOTON FLUX (PPF; $\mu\text{mol/s}$)	SPECTRUM	DRIVER
SOLEVO	1: 1 module 2: 2 modules	NW: extremely narrow XW: extremely wide L: lambertian	9: 900 18: 1800 27: 2700	HQ-34: 24B34G32R10FR HG: 10B10G80R	ETD: 1-10V dimmable ETDD: DALI

Special options under request

> HE-2CH: 6B7G87RTFR
> HE+: 9B81R
> HQ-3: 8B3G80R8FR
> IR: 35R65FR

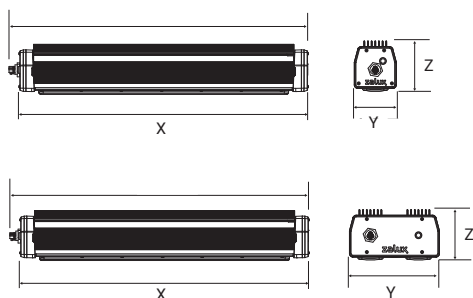
Operational data

Description						Spectrum details				
	Order number	PPF ($\mu\text{mol/s}$)	Power (W)	PPE ($\mu\text{mol/J}$)	Spectrum	%UV	%B	%G	%R	%FR
SOLEVO 1 NW 9 HQ-34 ETD	10346487	900	350	2.57	24B 34G 32R 10FR	0	24	34	32	10
SOLEVO 2 NW 18 HQ-34 ETD	10346489	1800	700	2.57	24B 34G 32R 10FR	0	24	34	32	10
SOLEVO 2 XW 18 HQ-34 ETD	10350137	1800	700	2.57	24B 34G 32R 10FR	0	24	34	32	10
SOLEVO 1 XW 9 HG ETDD	10346482	900	250	3.60	10B 10G 80R	0	10	10	80	0
SOLEVO 2 XW 18 HG ETDD	10346484	1800	500	3.60	10B 10G 80R	0	10	10	80	0
SOLEVO 2 XW 18 HG ETD	10349575	1800	500	3.60	10B 10G 80R	0	10	10	80	0
SOLEVO 1 XW 9 HG ETD	10373867	900	250	3.60	10B 10G 80R	0	10	10	80	0

Dimensions and logistics

Description	X	Y	Z			
	mm	mm	mm	L x W x H mm	Pcs./ Box	Box
SOLEVO 1...	723	105	125	-	1	16
SOLEVO 2...	723	225	118	-	1	11

Please check with our Back Office to confirm logistic data



Accessories

10389401	Suspension triangles, set for SOLEVO 1
10389402	Suspension triangles, set for SOLEVO 2
10389403	C-profile fixation 45x45mm for SOLEVO



10389401/ 10389402