



# STRONGEx2 G2

Zone 2, 22

Robust explosion proof luminaire with increased safety protection, suitable for outdoor

**Ex II 3G Ex ec IIC T6..T4 Gc**  
**Ex II 3D Ex tc IIIC T85°C Dc**

ATEX certificate No: INERIS 22ATEX3012X  
 IECEx certificate No: IECEx INE 22.0060X



**5 YEARS**  
warranty



## Benefits

- Different lengths and light output, with high efficiency up to 182lm/W.
- Suitable for outdoor and up to 55°C ambient temperature.
- Integrated emergency kit with up to 3 hours autonomy.
- Optional DALI dimming and presence and daylight sensors.

## Characteristics

IK 06 | IP69(80) | IK 10 | Frequency 50/60Hz | Rated voltage 220-240V | NON-SELV |

### Mechanical characteristics

Profile	High chemical and impacts resistance PMMA with UV protection
End caps	PA66 + fibreglass
Gasket	High-temperature resistant MVQ silicone
Gear tray	White lacquered steel plate + internal aluminum heatsink
Cable entry	Cable gland, M25
Fixing clips	V2A Stainless steel

### Functional characteristics

Lifetime	L80 100,000 hours at 35°C
Guarantee	5 years
Fire protection	Flammability (UL94): V2 Glow wire test (EN 60695-2-11): 650°



Compliance

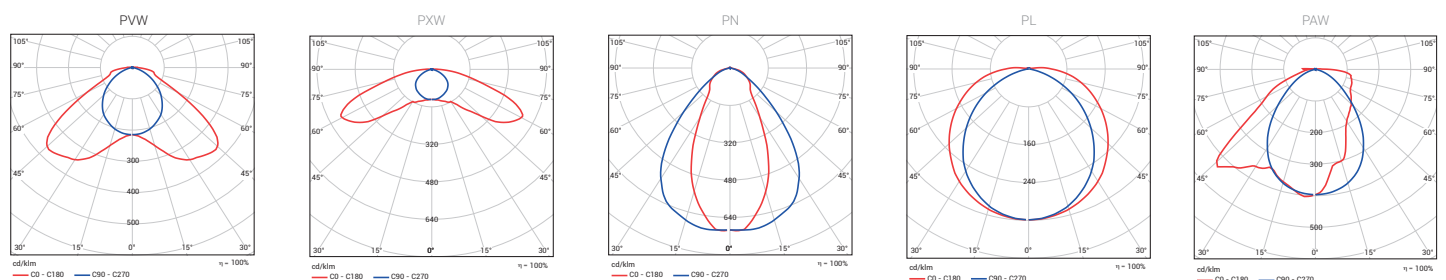
**RoHS REACH**

### Electrical characteristics

Connection	Ex-certified push-wire connectors, up to 8 poles
THD	< 10% full load

### Photometrical characteristics

SDCM	< 3
------	-----





## STRONGEx2 G2

### Description

FAMILY	LENGTH (mm)	OPTICS	LUMINOUS FLUX (lm)	CRI	LIGHT COLOUR (K)	DRIVER	TEMPERATURE RANGE	THROUGH WIRING	EMERGENCY KIT
S2: STRONGEx2 G2	6: 600 12: 1200 15: 1500	PVW	25: 2500 35: 3500 46: 4600 56: 5600 60: 6000 68: 6800 70: 7000 78: 7800 85: 8500	8: >80	40: 4000	ET: non dimmable ETDD: DALI dimmable	HT: up to 55°C	LV: 3x2.5mm2 (for ET versions) / 5x2.5mm2 (for ETDD versions) <sup>1</sup>	EB3: 3 hours

Special options under request <sup>2</sup>

Ask our Sales Team for more details	PXW PN PL PAW	9: >90	30: 3000 50: 5000 65: 6500	EB1: 1 hour
-------------------------------------	------------------------	--------	----------------------------------	-------------

<sup>1</sup> Please refer to assembly instructions manual for maximum current.

<sup>2</sup> HFS sensor available for Zone 22.

### Operational data

Description	Order number	Luminous flux (lm)	Power (W)	Efficiency (lm/W)	Emergency luminous flux (lm)	Colour temperature (K)	CRI	Temperature range <sup>2</sup>
S2 12 PVW 60-840 ET	10260019	6000	37	162	-	4000	80	-35°C - +50°C
S2 12 PVW 68-840 ET	10269644	6800	42	162	-	4000	80	-35°C - +45°C
S2 15 PVW 60-840 ETDD	10268561	6000	37	162	-	4000	80	-36°C - +55°C
S2 15 PVW 85-840 ETDD	10269651	8500	53	160	-	4000	80	-36°C - +45°C
<b>EMERGENCY KIT</b>								
S2 6 PVW 25-840 ET HT EB3 <sup>3</sup>	10268557	2500	16	156	250	4000	80	-20°C - +55°C
S2 12 PVW 46-840 ET HT EB3 <sup>3</sup>	10269649	4600	27	170	460	4000	80	-20°C - +55°C
S2 15 PVW 56-840 ET HT EB3 <sup>3</sup>	10269655	5600	33	170	560	4000	80	-20°C - +55°C
S2 15 PVW 70-840 ET HT EB3 <sup>3</sup>	10268554	7000	41	171	700	4000	80	-20°C - +55°C
<b>HIGH EFFICIENCY</b>								
S2 6 PVW 35-840 ET HT	10268555	3500	20	175	-	4000	80	-35°C - +45°C
S2 6 PVW 35-840 ET HT LV	10269641	3500	20	175	-	4000	80	-35°C - +40°C
S2 12 PVW 60-840 ET HT	10269646	6000	34	176	-	4000	80	-35°C - +50°C
S2 12 PVW 60-840 ET HT LV	10268550	6000	34	176	-	4000	80	-35°C - +45°C
S2 12 PVW 78-840 ET HT	10268547	7800	46	170	-	4000	80	-35°C - +45°C
S2 15 PVW 60-840 ET HT	10269648	6000	33	182	-	4000	80	-36°C - +55°C
S2 15 PVW 60-840 ET HT LV	10269653	6000	33	182	-	4000	80	-36°C - +45°C
S2 15 PVW 85-840 ET HT	10268551	8500	47	181	-	4000	80	-36°C - +45°C
S2 15 PVW 85-840 ET HT LV	10268553	8500	47	181	-	4000	80	-36°C - +40°C

<sup>2</sup> Maximum operating ambient temperature depends on input power and luminaire configuration, please consult assembly instructions manual.

<sup>3</sup> In emergency versions maximum power consumption increases in 4W during battery charging, which is approximately 5% of the time that luminaire is on. The rest of the time power consumption is as indicated.




## STRONGEx2 G2

### Dimensions and logistics


Description	X	Xm	Y	Z					
	mm	mm	mm	mm	L x W x H mm	Pcs./Box	Box	Groupage Pcs./Euro pallet	Double pallet Pcs./Euro pallet
S2 6...	888	725	125	138	1010 x 160 x 140	1	3.6	50	30+30
S2 6... LV...	991	725	125	138	1010 x 160 x 140	1	3.9	50	30+30
S2 12...	1451	1287	125	138	1600 x 160 x 140	1	5.3	50	30+30
S2 12...LV	1553	1287	125	138	1600 x 160 x 140	1	5.7	50	30+30
S2 15	1732	1569	125	138	1900 x 160 x 140	1	6.2	50	30+30
S2 15...LV	1835	1569	125	138	1900 x 160 x 140	1	6.7	50	30+30

Please check with our Back Office to confirm logistic data

#### STANDARD VERSION



#### THROUGH WIRING VERSION

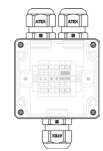


### Accessories

10225340	ATEX junction box 2 122 x 120 x 90mm
10230425	ATEX junction box 80 x 75 x 75mm
10376674	Nickel brass Ex cable gland, M25, with nut and ring, 1 unit
10376675	Nickel brass Ex cable gland, M20, with nut and ring, 1 unit
10235494	Accessories bag STRONGEx G2 SCRM <sup>4</sup>
10380891	Closing kit with polyamide Ex cable gland and V4A screws, M25, 1 unit (2 units required for through wiring versions)
10376687	Fixing clips in stainless steel with antitheft screws V4A, set for 1 luminaire
10185019	Special V4A stainless steel brackets, 2 pieces set
Please consult	Pole for wall mounting with tilt angle 15° or 45° For 600, 1200 or 1500mm luminaires <sup>5</sup>

<sup>4</sup> Only for indoor installation

<sup>5</sup> Please consult our Sales Team if you require an additional customised pole or mounting accessory



10225340  
10230425



10376674  
10376675



10376687



10235494



10185019

