



ZALUX BASE | HE

Compact and resistant high performance luminaire



Logistics



Factory



Smart parking



Indoor



Outdoor under shelter



Suspended

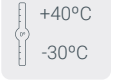


Ceiling mounting



Wall mounting

5 YEARS warranty



Benefits

- Single-part IP66 extruded polycarbonate profile with customizable end caps.
- Up to 138lm/W and flicker-free.
- **Wireless Bluetooth control available** to save energy and optimize light, with presence and daylight sensor optional.
- **Easy and safe emergency battery replacement.**

Characteristics

IP 66	IK 10	Frequency 0-50/60Hz	Rated voltage 220-240V	NON-SELV	
-------	-------	---------------------	------------------------	----------	--

Mechanical characteristics

Profile	Extruded polycarbonate with UV protection Upper part grey RAL 7035 Bottom part opal
End caps	Polycarbonate
Gasket	PWIS-free silicone
Gear tray	White lacquered steel plate
Cable entry	Cable gland
Fixing clips	Stainless steel
Suspension triangles	Stainless steel



Electrical characteristics

Connection	3/5 pole push wire terminal block
THD	< 10% full load
Power factor	> 0.95 full load
Flicker factor	< 1%

Functional characteristics

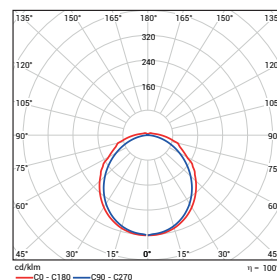
Lifetime	L80B50 70,000 hours
Guarantee	5 years
Fire protection	Flammability (UL94): V2 Glow wire test (EN 60595-2-11): 850°

Compliance



Photometrical characteristics

SDCM	< 3
------	-----



ZALUX BASE | HE

Description

FAMILY	VERSION	LENGTH (mm)	LUMINOUS FLUX (lm)	CRI	LIGHT COLOUR (K)	DRIVER	PROFILE	CONNECTION	THROUGH WIRING	EMERGENCY KIT
> B: ZALUX BASE	> HE	> 0.6: 600 > 1.2: 1200 > 1.5: 1500	> 40: 4000 > 60: 6000	> 8: >80	> 40: 4000	> ET: non dimmable > ETDD: DALI > ETDD CS: Casambi dimmable	> BPC: PC	> CG: cable gland + terminal block	> 3x1.5mm ² > 5x1.5mm ²	> EB1: 1 hour > EB3: 3 hours
Special options under request										
Ask our Sales Team for more details		> 0.3: 300 > 0.9: 900	> 2000 to 8000	> 9: >90	> 30: 3000 > 65: 6500 > 827-865: tunable white	> ETDD CLO: Constant Lumen Output > ETDD FC: corridor function	> BPM: PMMA	> TWW: Wieland fast connector > TWS: Stucchi fast connector	> 3x2.5mm ² > 5x2.5mm ²	

Operational data

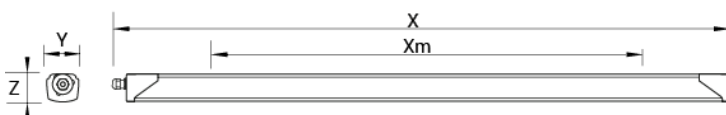
Description	Order number	Luminous flux (lm)	Power (W)	Efficiency (lm/W)	Colour temperature (K)	CRI	Temperature range
BHE 0.6 20-840 ET BPC	10171106	2000	16	125	4000	> 80	-30°C +40°C
BHE 1.2 40-840 ET BPC	10171107	4000	29	138	4000	> 80	-30°C +40°C
BHE 1.2 40-840 ET BPC 3X1.5	10171108	4000	29	138	4000	> 80	-30°C +35°C
BHE 1.2 40-840 ET BPC EB1 ¹	10171109	4000	29	138	4000	> 80	0°C +35°C
BHE 1.2 40-840 ET BPC EB3 ¹	10171110	4000	29	138	4000	> 80	0°C +35°C
BHE 1.2 40-840 ETDD BPC	10181228	4000	29	138	4000	> 80	-30°C +40°C
BHE 1.2 40-840 ETDD BPC 5X1.5	10221083	4000	29	138	4000	> 80	-30°C +35°C
BHE 1.2 40-840 ETDD CS BPC HFS	10205975	4000	29	138	4000	> 80	-20°C +35°C
BHE 1.2 40-840 ETDD CS BPC	10205974	4000	29	138	4000	> 80	-20°C +35°C
BHE 1.5 60-840 ET BPC	10171111	6000	44	136	4000	> 80	-30°C +40°C
BHE 1.5 60-840 ET BPC 3X1.5	10171112	6000	44	136	4000	> 80	-30°C +35°C
BHE 1.5 60-840 ET BPC EB1 ¹	10171113	6000	44	136	4000	> 80	0°C +35°C
BHE 1.5 60-840 ET BPC EB3 ¹	10171114	6000	44	136	4000	> 80	0°C +35°C
BHE 1.5 60-840 ETDD BPC	10221084	6000	44	136	4000	> 80	-30°C +40°C
BHE 1.5 60-840 ETDD BPC 5X1.5	10221085	6000	44	136	4000	> 80	-30°C +35°C
BHE 1.5 60-840 ETDD CS BPC HFS	10205977	6000	44	136	4000	> 80	-20°C +35°C
BHE 1.5 60-840 ETDD CS BPC	10205976	6000	44	136	4000	> 80	-20°C +35°C

¹ In emergency versions maximum power consumption increases in 4W during battery charging, which is approximately 5% of the time that luminaire is on. The rest of the time power consumption is as indicated.

Dimensions and logistics

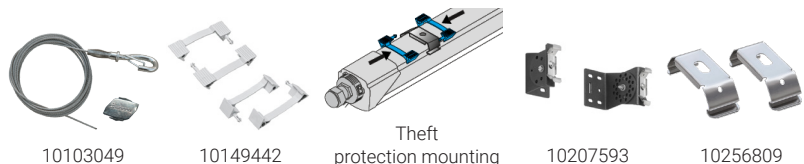
Description	X	Xm	Y	Z					
	mm	mm	mm	mm	L x W x H mm	Pcs./Box	Box	Groupage Pcs./Euro pallet	Double pallet Pcs./Euro pallet
BHE 0.6...	637	350	76	67	790 x 85 x 75	1	1.1	342	216 + 216
BHE 1.2...	1213	800	76	67	1330 x 85 x 75	1	1.9	171	108 + 108
BHE 1.5...	1493	1100	76	67	1610 x 85 x 75	1	2.3	171	108 + 108

Please check with our Back Office to confirm logistic data



Accessories

10103049	Suspension wire 2m hook and fastener, 1 unit ¹
10149442	Theft protection (required for wall mounting), set for 1 luminaire
10207593	ZBWM wall mounting accessory (allows luminaire rotation), 2 pieces set
10256809	Fixing clips in stainless steel 316L, 2 units



¹ 2 units required per luminaire