

KE LUMINAIRE

The protected luminaire ready for the future



Benefits

- KE combines the best of extrusion and injection luminaires, offering **high endurance** and **fully adaptability**.
- Robust for a wide range of temperatures, **up to 55°C**.
- Quick and safe connection with **up to 8 poles** ready for through wiring, phase connection, emergency and so on.
- Innovative lever locking system, for a quick and safe mounting and prepared for **vandal-proof environments**.

Characteristics



Mechanical characteristics

Profile	Extruded polycarbonate with UV protection upper part dark grey RAL 7046
Endcaps	Injected polycarbonate
Gasket	Removable and recyclable thermoplastic elastomers
Gear tray	White lacquered steel plate
Cable entry	Cable gland

Electrical characteristics

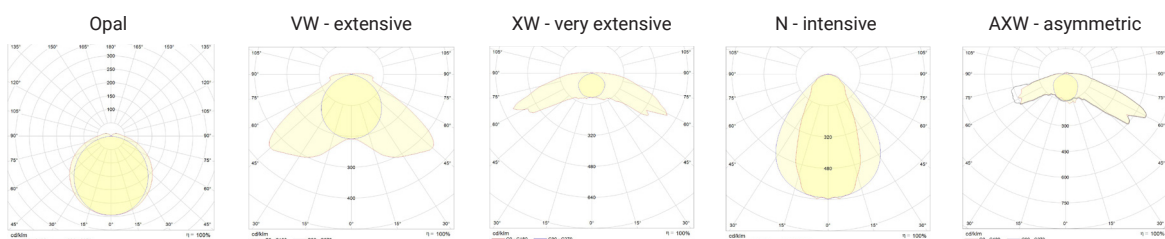
Connection	3-8 poles WAGO quick connector
Power factor	>0.95 full load
THD	<10%
Flicker factor	<1%

Photometrical characteristics

SDCM	< 3
------	-----

Functional characteristics

Lifetime	L80 100,000 hours at 35°C
Guarantee	5 years
Fire protection	Flammability (UL94): V2 Glow wire test (EN 60595-2-11): 850°C



KE LUMINAIRE

Description

FAMILY	LENGTH (mm)	OPTICS	LUMINOUS FLUX (lm)	CRI	LIGHT COLOUR (K)	DRIVER	PROFILE AND ENDCAPS	THROUGH WIRING	SENSOR	EMERGENCY KIT	HIGH TEMPERATURE
> KE	> 1200 > 1500	> -: Diffuse > TB: Narrow	> 40: 4000 > 60: 6000 > 100: 10000 > ML: from 2000 to 10000 > 80: 8000	> 8: > 80	> 40: 4000	> ET: non-dimmable > ETDD: DALI dimmable > ETDD CS: Casambi dimmable	> PC: polycarbonate	> 3x1.5mm ² > 5x2.5mm ²	> HFS: High frequency sensor	> EB3: 3 hours	> HT: up to 55°C

Special options under request

Ask our Sales Team for more details	> 600	>VW - extensive >XW - Very extensive >N - intensive >AXW - asymmetric		> 9: > 90	> 30: 3000 > 50: 5000 > 65: 6500	> ETD: 1-10V dimmable > CLO: Constant Lumen Output > HCL: Human Centric Lighting	> PCC: chemical resistance	3x1.5mm ² to 8x2.5mm ²	> HFSX/B: DALI high frequency sensor	> EB1: 1 hour > EB3 NDA: 3 hours DALI	
-------------------------------------	-------	--	--	--------------	--	--	----------------------------	--	--------------------------------------	--	--

More options available: · Connector: fast connector
· Protection Class II

Operational data

Standard versions

Description	Order number	Luminous flux (lm)	Power (W)	Efficiency (lm/W)	Colour temperature (K)	CRI	Temperature range
KHE 1.2 40-840 ET PC	10223668	4000	26	155	4000	>80	-30°C - +45°C
KHE 1.2 40-840 ETDD PC	10223745	4000	26	155	4000	>80	-30°C - +45°C
KHE 1.2 40-840 ET PC 3x1.5	10223752	4000	26	155	4000	>80	-30°C - +40°C
KHE 1.2 40-840 ETDD PC 5x2.5	10223753	4000	26	155	4000	>80	-30°C - +35°C
KHE 1.2 40-840 ET PC ML	10223746	4000	14-47	150	4000	>80	-30°C - +35°C
KHE 1.2 40-840 ETDD CS PC	10223747	4000	26	155	4000	>80	-20°C - +35°C
KHE 1.2 40-840 ET PC HFS	10223748	4000	27	150	4000	>80	-20°C - +35°C
KHE 1.2 40-840 ET PC EB3 ¹	10223749	4000	26	155	4000	>80	0°C - +35°C
KHE 1.5 60-840 ET PC	10223754	6000	41	147	4000	>80	-30°C - +45°C
KHE 1.5 60-840 ETDD PC	10223755	6000	41	147	4000	>80	-30°C - +45°C
KHE 1.5 60-840 ET PC 3x1.5	10223762	6000	41	147	4000	>80	-30°C - +40°C
KHE 1.5 60-840 ETDD PC 5x2.5	10223763	6000	41	147	4000	>80	-30°C - +35°C
KHE 1.5 60-840 ETDD PC ML	10223756	6000	17-58	150	4000	>80	-30°C - +35°C
KHE 1.5 60-840 ETDD CS PC	10223757	6000	41	147	4000	>80	-20°C - +35°C
KHE 1.5 60-840 ET PC HFS	10223758	6000	42	145	4000	>80	-20°C - +35°C
KHE 1.5 60-840 ET PC EB3 ¹	10223759	6000	41	147	4000	>80	0°C - +35°C

High temperature versions

Description	Order number	Luminous flux (lm)	Power (W)	Efficiency (lm/W)	Colour temperature (K)	CRI	Temperature range
KHE 1.2 40-840 ET PC HT	10223750	4000	26	155	4000	>80	-40°C - +55°C
KHE 1.2 40-840 ETDD PC HT	10223751	4000	26	155	4000	>80	-40°C - +55°C
KHE 1.5 60-840 ET PC HT	10223760	6000	39	155	4000	>80	-40°C - +55°C
KHE 1.5 60-840 ETDD PC HT	10223761	6000	39	155	4000	>80	-40°C - +55°C

High bay versions

Description	Order number	Luminous flux (lm)	Power (W)	Efficiency (lm/W)	Colour temperature (K)	CRI	Temperature range
KHE 1.5 80-840 ET PC	10225374	8000	58	140	4000	>80	-30°C - +55°C
KHE 1.5 80-840 ETDD PC	10223575	8000	58	140	4000	>80	-30°C - +55°C
KHE 1.5 100-840 ET PC ²	10225062	10000	64	157	4000	>80	-40°C - +50°C
KHE 1.5 100-840 ETDD PC ²	10225064	10000	64	157	4000	>80	-40°C - +50°C
KHE 1.5 TB 100-840 ET PC ²	10225063	10000	64	157	4000	>80	-40°C - +50°C
KHE 1.5 TB 100-840 ETDD PC ²	10225065	10000	64	157	4000	>80	-40°C - +50°C
KHE 1.5 TB 100-840 ET TC HFS	10225066	10000	64	157	4000	>80	-20°C - +35°C

¹ In emergency versions maximum power consumption increases in 4W during battery charging, which is approximately 5% of the time that luminaire is on. The rest of the time power consumption is as indicated.

² Specific version for high bay lighting.

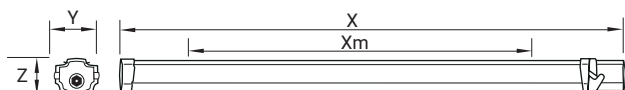
KE LUMINAIRE

Dimensions and logistics


Description	X	Xm	Y	Z					
	mm	mm	mm	mm	L x W x H mm	Pcs./Box	Box	Groupage Pcs./Euro pallet	Double pallet Pcs./Euro pallet
KHE 1.2...	1372	800	120	100	1498 x 117 x 95	1	2.9	96	60 + 60
KHE 1.2... 3x1.5 / 5x2.5	1498	800	120	100	1498 x 117 x 95	1	3.1	96	60 + 60
KHE 1.5...	1664	1100	120	100	1790 x 117 x 95	1	3.6	96	60 + 60
KHE 1.5... 3x1.5 / 5x2.5	1790	1100	120	100	1790 x 117 x 95	1	3.8	96	60 + 60

Please check with our Back Office to confirm logistic data

Individual versions



Through wiring / continuous line versions



Accessories

1. Continuous line lighting units

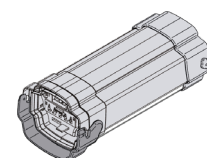
Description	Order number	Luminous flux (lm)	Power (W)	Compatible with
KHE 1.5 40-840ET PC 3x2.5 LC	tbd	4000	26	KE ET / KE ET 3x1.5
KHE 1.5 60-840ET PC 3x2.5 LC	10258555	6000	41	KE ET / KE ET 3x1.5



Connect up to 15 lighting units in one line, thanks to the through wiring and the quick locking system between profiles.

2. Additional modules

Description	Order number	Feature	Compatible with
KE HFS-M UNIT	10251332	Presence and daylight sensor	KE ET / KE ET 3x1.5
KE CSMB ETDD UNIT	10258554	Wireless solution	KE ETDD / KE ETDD 5x2.5



3. Mounting accessories

10103049	Suspension wire 2m hook and fastener, 1 unit ¹
10149442	Theft protection (required for wall mounting), set for 1 luminaire
10207593	ZBWM wall mounting accessory (allows luminaire rotation), 2 pieces set
10256809	Fixing clips in stainless steel 316L, 2 units

¹ 2 units required per luminaire

